


# RETRACTA ACCESSORIES



The Retracta range has now expanded to include sleek new accessories specially designed for our iconic Retracta poly Hose Reels. From new hoses with FLEX technology, to new fittings and nozzles, all Retracta accessories have been made to compliment our hose reels.



## AIR BLOW GUN

### FEATURES & BENEFITS

#### ADJUSTABLE FLOW AIR BLOW GUN

1/4" Nitto style fitting included

Adjustable flow control

Ergonomic handle design

Steel insert thread connection

Durable nylon body for impact and wear resistant

#### ALUMINIUM AIR BLOW GUN KIT

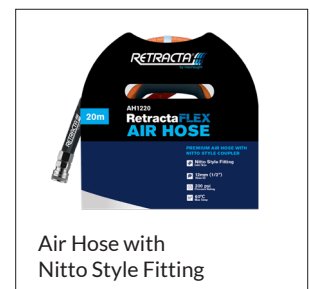

Light weight and durable aluminium body

1/4" Nitto style fitting included

3 Nozzles included for versatile application

Compact ergonomic handle design

DESCRIPTION	PART NUMBER	TECHNICAL SPECIFICATIONS	APPLICATIONS
100mm Adjustable Flow Air Blow Gun	RA-AGP	<ul style="list-style-type: none"> <li>Inlet size: 1/4" BSP (Include 1/4" Nitto Style Fitting)</li> <li>100mm Steel Nozzle</li> <li>Pressure Rating: 213 psi</li> <li>Max Temperature 60°C</li> </ul>	AR (Compressed Air)
Aluminium Air Blow Gun Kit	RA-AGA	<ul style="list-style-type: none"> <li>Inlet Size: 1/4" BSP (Include 1/4" Nitto Style Fitting)</li> <li>3 Nozzles included - Adjustable, 100mm Rubber Tip &amp; 100mm Steel Nozzle</li> <li>Pressure Rating: 365 psi</li> <li>Max Temperature 60°C</li> </ul>	AW (Air / Water) RO/R/Y (RetractaFLEX Air/Water)



## AIR HOSE WITH NITTO STYLE FITTING

### FEATURES & BENEFITS

Hybrid polymer high flex hose

Kink-free under pressure

Memory free hose, lays flat on the floor

Light weight and easy to handle

Nitto style 1 touch quick release fittings

DESCRIPTION	PART NUMBER	TECHNICAL SPECIFICATIONS	APPLICATIONS
RetractaFLEX 3/8" x 20m with Nitto Style Coupler	AH1020	<ul style="list-style-type: none"> <li>Complete with Nitto Style fitting</li> <li>10mm (3/8") ID hose</li> <li>Working Pressure 300 psi</li> <li>Max Temperature 60°C</li> </ul>	Suitable for all Air Applications
RetractaFLEX 3/8" x 30m with Nitto Style Coupler	AH1030		
RetractaFLEX 1/2" x 10m with Nitto Style Coupler	AH1210	<ul style="list-style-type: none"> <li>Complete with Nitto Style fitting</li> <li>12mm (1/2") ID hose</li> <li>Working Pressure 300 psi</li> <li>Max Temperature 60°C</li> </ul>	
RetractaFLEX 1/2" x 20m with Nitto Style Coupler	AH1220		
RetractaFLEX 1/2" x 30m with Nitto Style Coupler	AH1230		

### NITTO STYLE AIR FITTING

#### FEATURES & BENEFITS

Compatible with genuine Nitto couplings air tool fitting

Corrosion resistant with Chrome plated steel

Maximum working pressure up to 215 psi (15 bar)



Nitto Style Air Fitting

### LOCKING BRACKET

#### FEATURES & BENEFITS

Hold and lock hose reel at desired angle and direction

Simple setup and easy to adjust

Compatible to existing Retractable R3 hose reels



Locking Bracket

DESCRIPTION	PART NUMBER	TECHNICAL SPECIFICATIONS	APPLICATIONS
1/4" Nitto Style Plug 1/4" BSPT Male Air Fitting	RA-20PM	<ul style="list-style-type: none"> <li>Nitto style male plug</li> <li>1/4" BSP Male thread</li> <li>Maximum working pressure up to 215 psi (15 bar)</li> <li>Chrome plated steel</li> </ul>	<b>AR</b> (Compressed Air) <b>AW</b> (Air / Water ) <b>RO/RV</b> (RetractableFLEX Air/Water)
1/4" Nitto Style Plug 1/4" BSP Female Air Fitting	RA-20PF	<ul style="list-style-type: none"> <li>Nitto style female plug</li> <li>1/4" BSP Female thread</li> <li>Maximum working pressure up to 215 psi (15 bar)</li> <li>Chrome plated steel</li> </ul>	
1/4" Nitto Style Socket 1/4" BSP Male Air Fitting	RA-20SM	<ul style="list-style-type: none"> <li>Nitto style one touch coupler</li> <li>1/4" BSP Male thread</li> <li>Maximum working pressure up to 215 psi (15 bar)</li> <li>Chrome plated steel</li> </ul>	
1/4" BSP Female Fitting to Nitto Socket	RA-20SF	<ul style="list-style-type: none"> <li>Nitto style one touch coupler</li> <li>1/4" BSP Female threaded</li> <li>Maximum working pressure up to 215 psi (15 bar)</li> <li>Chrome plated steel</li> </ul>	
3/8" BSP Female Fitting to Nitto Socket	RA-30SF	<ul style="list-style-type: none"> <li>Nitto style one touch coupler</li> <li>3/8" BSP Female thread</li> <li>Maximum working pressure up to 215 psi (15 bar)</li> <li>Chrome plated steel</li> </ul>	
Nitto Style Air Fitting Set for 3/8" Hose	RA-30SH30PH	<ul style="list-style-type: none"> <li>Set Includes:                             <ul style="list-style-type: none"> <li>- 3/8" Hose barb plug connector</li> <li>- 3/8" Hose barb socket coupler</li> <li>- 2 x Hose clamps</li> </ul> </li> <li>Maximum working pressure up to 215 psi (15 bar)</li> <li>Chrome plated steel</li> </ul>	
Nitto Style Air Fitting Set for 1/2" Hose	RA-40SH40PH	<ul style="list-style-type: none"> <li>Set Includes:                             <ul style="list-style-type: none"> <li>- 1/2" Hose barb plug connector</li> <li>- 1/2" Hose barb socket coupler</li> <li>- 2 x Hose clamps</li> </ul> </li> <li>Maximum working pressure up to 215 psi (15 bar)</li> <li>Chrome plated steel</li> </ul>	

DESCRIPTION	PART NUMBER	TECHNICAL SPECIFICATIONS	APPLICATIONS
R3 Multi Position Locking Bracket	RA-MLB	<ul style="list-style-type: none"> <li>5 Locking positions available between 0° to 180° angle</li> <li>Locking position at 45° angle increments</li> <li>Material: Zinc plated steel</li> </ul>	All Retractable R3 reels

**WATER NOZZLES**

**FEATURES & BENEFITS**

**HEAVY DUTY HOT WATER TRIGGER NOZZLE**

- Adjustable flow control
- Ergonomic handle design
- Steel insert thread connection
- Durable nylon body for impact and wear resistant

**HOT WATER TRIGGER NOZZLE**

- Light weight and durable aluminium body
- Compact ergonomic handle design

**BRASS WATER SPRAY NOZZLE**

- Light weight and durable aluminium body
- Compact ergonomic handle design

**COOLANT/WATER BIB DISPENSER VALVE**


- Light weight and durable aluminium body
- Compact ergonomic handle design



Heavy Duty Hot Water Trigger Nozzle



Hot Water Trigger Nozzle



Brass Water Spray Nozzle



Coolant/Water Bib Dispenser Valve

DESCRIPTION	PART NUMBER	TECHNICAL SPECIFICATIONS	APPLICATIONS
Heavy Duty Hot Water Trigger Nozzle	RA-HGB	<ul style="list-style-type: none"> <li>• Max Temperature: 90°C</li> <li>• Pressure Rating: 350 psi</li> <li>• Max Flow Rate: 60 l/min</li> <li>• Swivel Inlet: 1/2" BSP</li> </ul>	HW (Hot Water) CW (Cold Water)
Hot Water Trigger Nozzle	RA-HGP	<ul style="list-style-type: none"> <li>• Max Temperature: 80°C</li> <li>• Pressure Rating: 175 psi</li> <li>• Max Flow Rate: 50 l/min</li> <li>• Swivel Inlet: 1/2" BSP</li> </ul>	HW (Hot Water) CW (Cold Water)
Brass Water Spray Nozzle	RA-CNB	<ul style="list-style-type: none"> <li>• Brass with soft rubber</li> <li>• 12mm Quick connector</li> </ul>	CW (Cold Water)
Coolant/Water Bib Dispenser Valve	RA-CBM	<ul style="list-style-type: none"> <li>• 1/4" BSP inlet</li> <li>• Brass construction for corrosion resistant</li> <li>• Manual press valve</li> <li>• Rubber tip</li> </ul>	AW (Air / Water) For water RO/RV (RetractaFLEX Air/Water) for water CW (Cold Water)